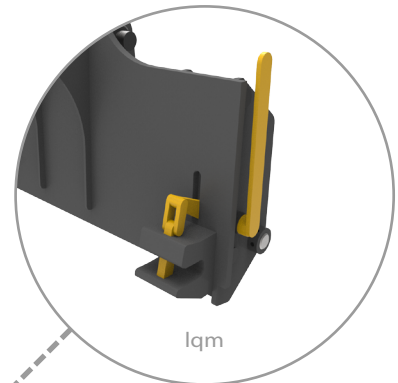
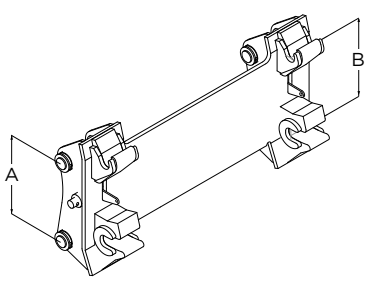
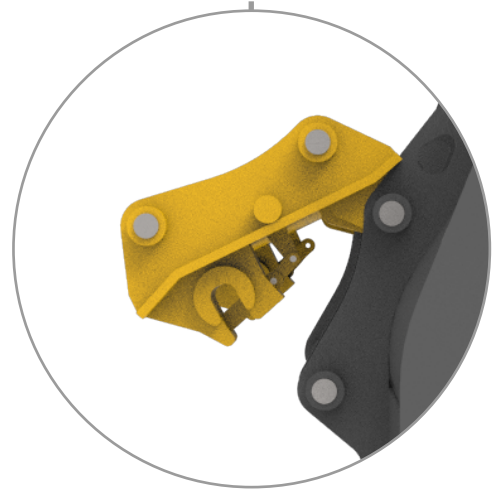






lqh



lqm



			Obs.
	l/min	Bar	
lqm	-	-	A = B
lqh	2 - 3	200	

camp
attachments

Peso sem engate | Weight excluding coupling

Peso e dimensões podem ser alterados sem aviso | Weights and dimensions can change without notice